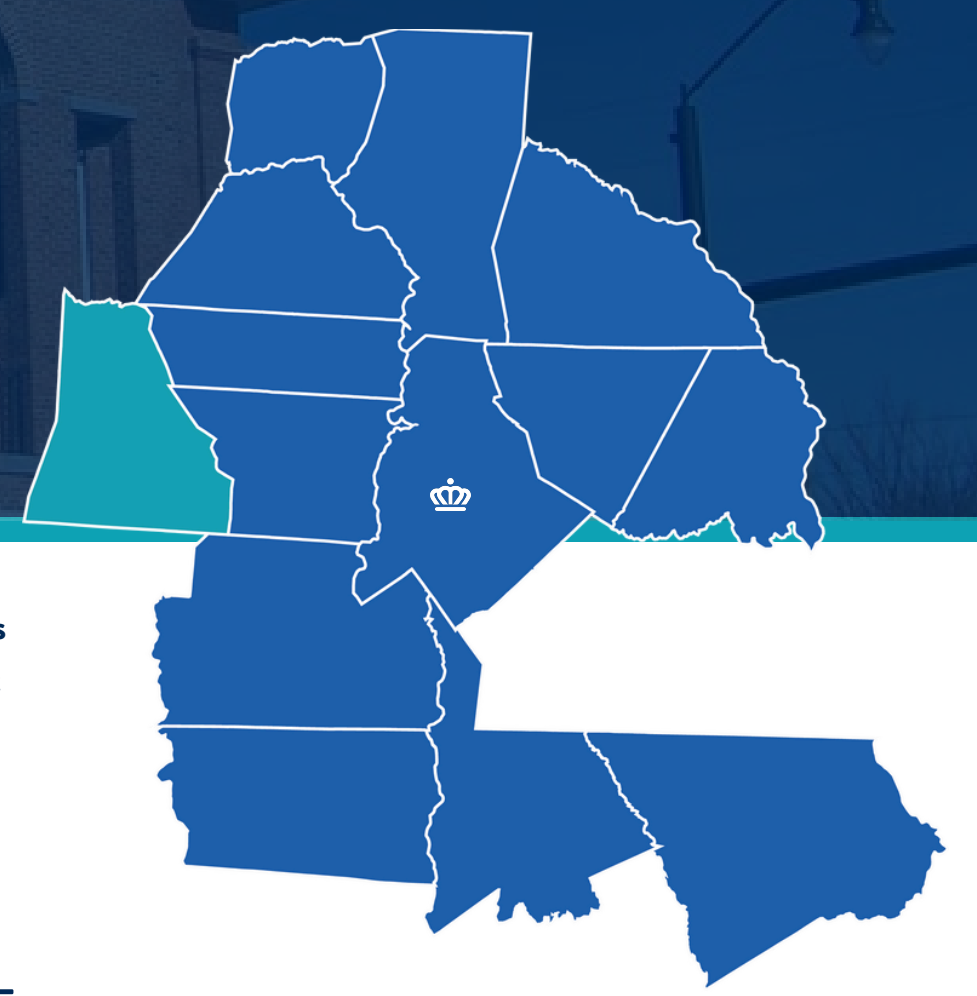


CLEVELAND COUNTY

Cities/ Towns: Boiling Springs, King Mountain, Shelby,



Strategically positioned between opportunity and originality, Cleveland County offers a gateway to Charlotte and Atlanta. The region beckons pioneers spanning industry and innovation, attracting individuals seeking a small-town quality of life with big-city benefits located just a short distance away. Movers, shakers, entrepreneurs and makers reap the rewards of operating in Cleveland County, where pro-business meets progress and ingenuity and authenticity intersect.

POPULATION 101,097



EST POPULATION 107,396 (2030)
MEDIAN AGE 41.1
LABOR FORCE 50,829
REGIONAL LABOR FORCE 1,536,696 (CHARLOTTE REGION)

INCOME

MEDIAN HOUSEHOLD INCOME

\$55,758

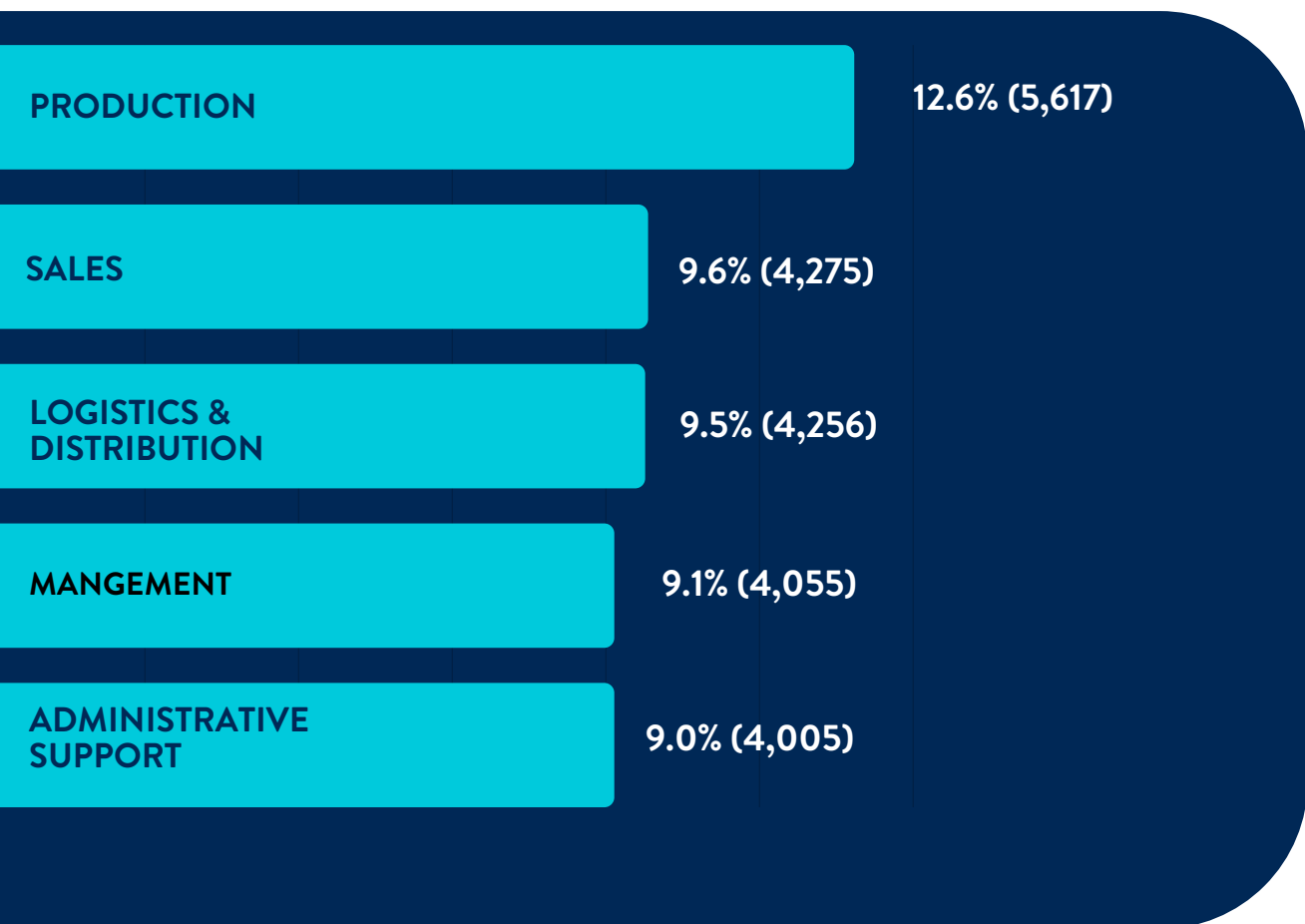


AVERAGE WAGE

\$19.24/hr

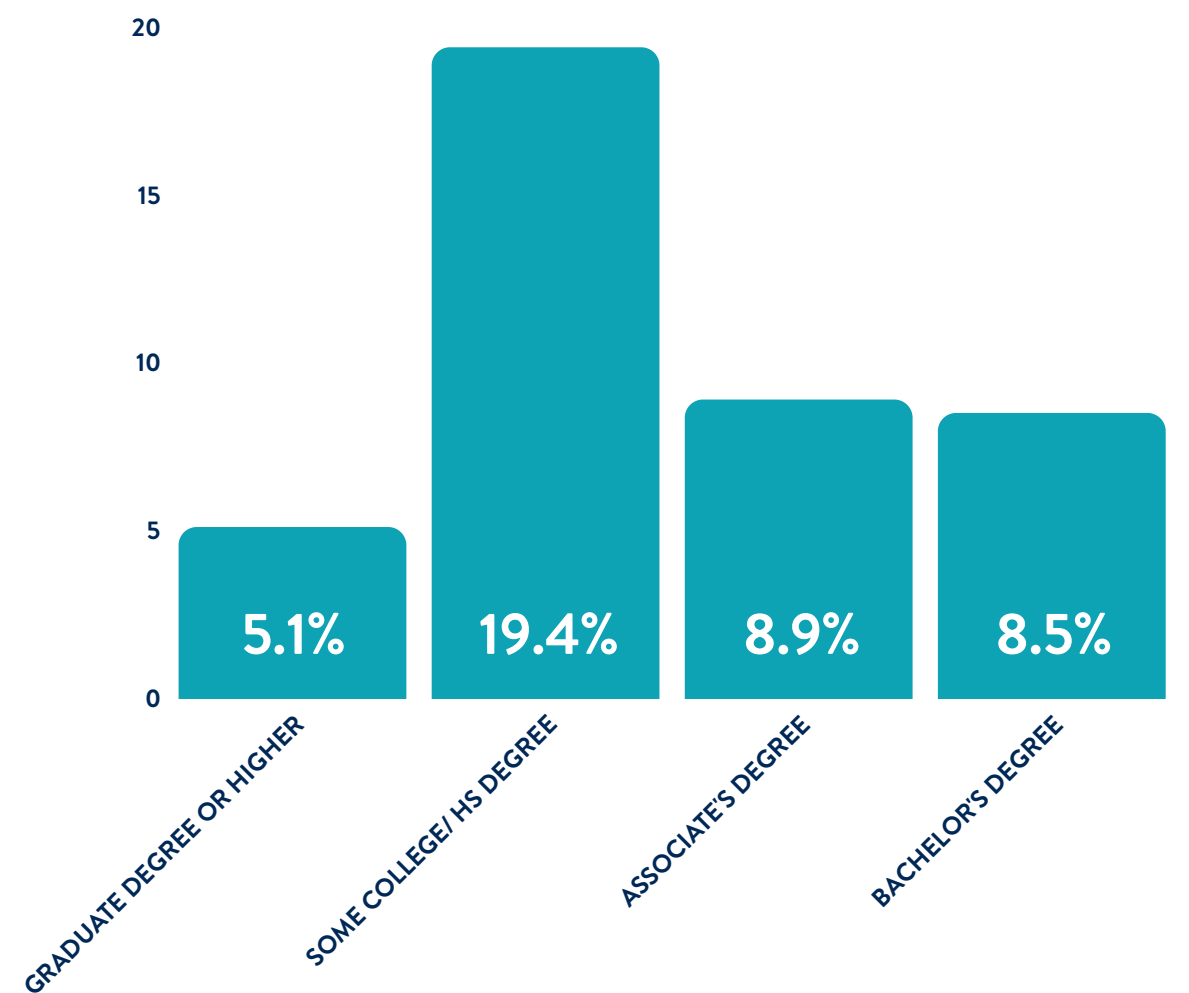


TOP 5 LARGEST SECTORS BY EMPLOYMENT PERCENTAGES



EDUCATION POPULATION AGE 25+

HIGH SCHOOL GRADUATION RATE 83%
POST SECONDARY DEGREE 41.9%



EDUCATIONAL INSTITUTIONS



MAJOR EMPLOYERS



INDUSTRY CLUSTERS

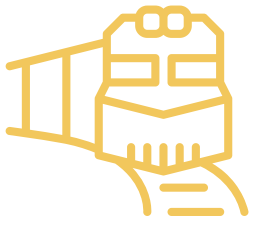


TRANSPORTATION/ACCESS



AVERAGE RESIDENT COMMUTE TIME: 25.4 MINUTES

CLOSEST INTERSTATE HIGHWAY ACCESS: INTERSTATES 77, 24, 85 AND HIGHWAYS 90, 64 , 127



RAIL : CSX TRANSPORTATION, NORFOLK SOUTHERN

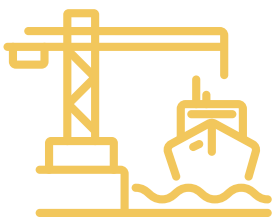


AIRPORT : 40-50 MINUTES TO CLT INTERNATIONAL AIRPORT –7TH BUSIEST AIRPORT IN THE WORLD

LOCAL AIRPORT : SHELBY CLEVELAND COUNTY REGIONAL AIRPORT



WITHIN A 2-DAY TRUCKING TIME OVER 70% OF THE US POPULATION IS ACCESSIBLE AND 35% IS ACCESSIBLE WITHIN 1-DAY OF TRUCKING



PORTS – 3 DEEP-WATER PORTS WITHIN 250 MILES, CHARLOTTE INLAND PORT AND 2 INTERMODAL FACILITIES (CSX AND NORFOLK SOUTHERN)



Courtney Ashley

Executive Director
Cleveland County EDP

