

CITY OF CHARLOTTE



Mecklenburg County, NC, with a minority-majority population, has something for everyone. The county has a high quality of life highlighted by diverse cultural and recreational opportunities. Six Fortune 500 companies have HQs in Mecklenburg County. Charlotte, located within Mecklenburg County, serves as a major transportation hub with easy access interstates 77, 85 and 40, the east coast ports in Wilmington, NC; Charleston, SC; and Norfolk, VA., and international flights. Anchored by Bank of America and Truist Bank HQs, Mecklenburg County is the known as the second largest financial center in the U.S.. Less known is the county is the largest manufacturing employment center in North Carolina. The region offers a skilled workforce, competitive tax rates, and government support that makes this an attractive area for current and future business growth.

POPULATION 930,043



EST POPULATION 991,373 (2030)

MEDIAN AGE 34.9

LABOR FORCE 752,042

REGIONAL LABOR FORCE 1,565,059
(CHARLOTTE REGION)

INCOME

MEDIAN HOUSEHOLD
INCOME

\$80,421

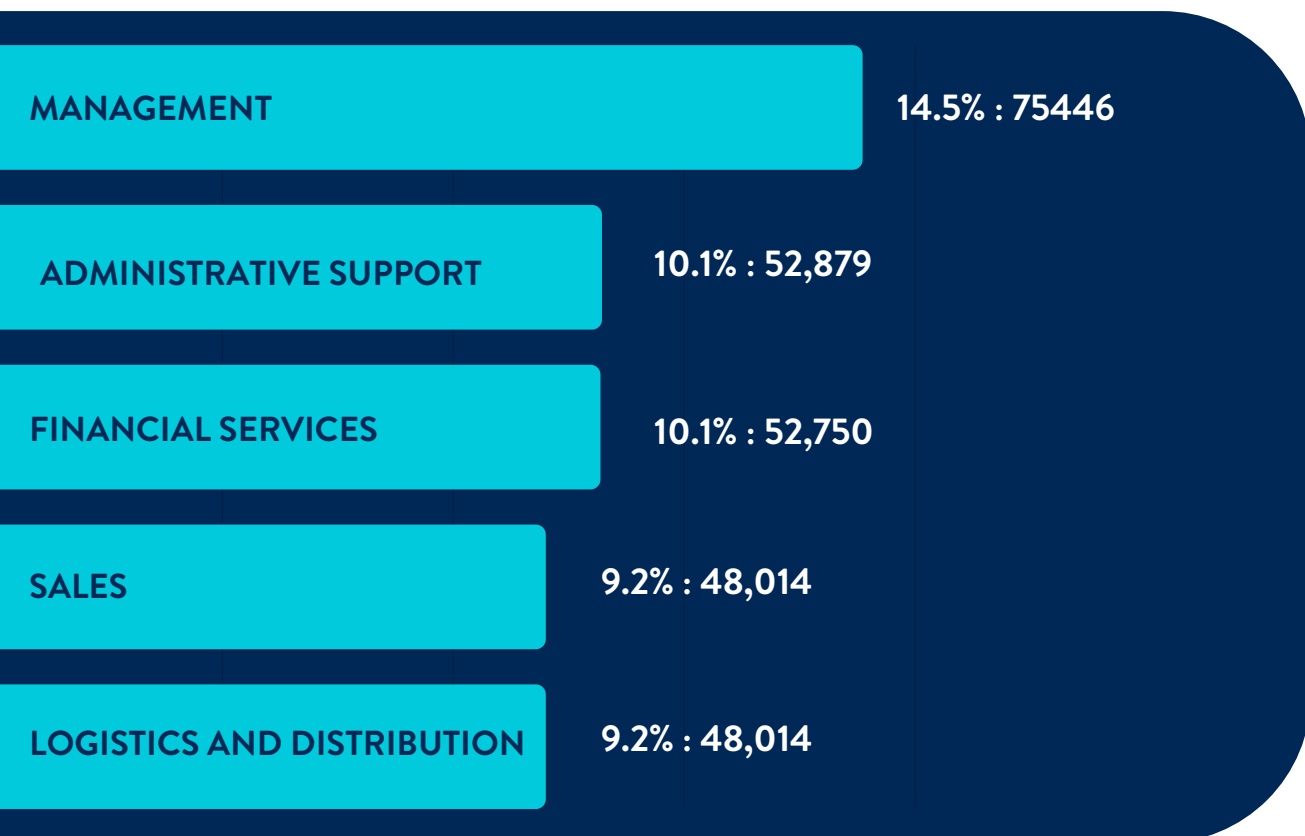


AVERAGE WAGE

31.48/hr

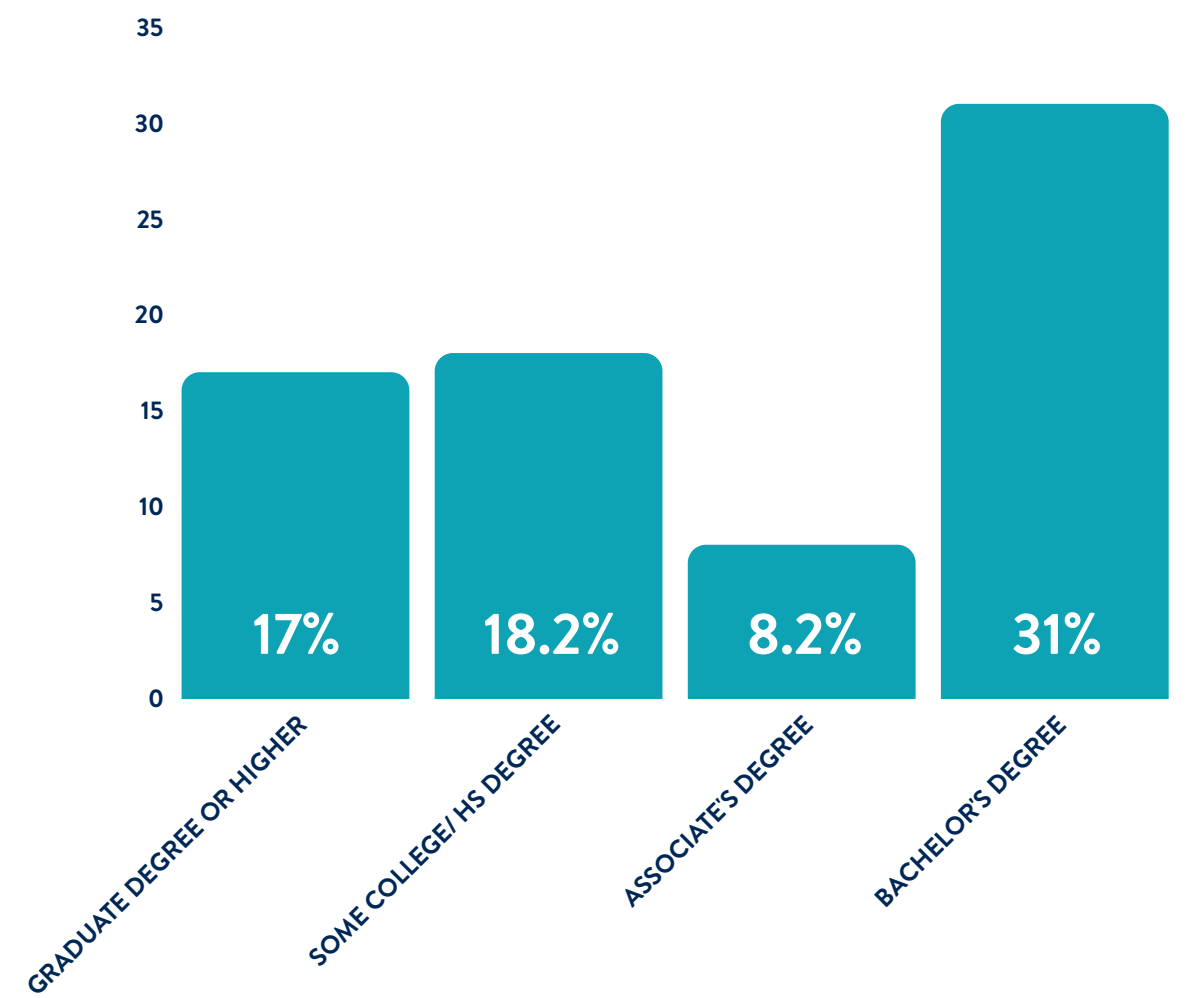


TOP 5 LARGEST SECTORS BY EMPLOYMENT PERCENTAGES



EDUCATION POPULATION AGE 25+

HIGH SCHOOL GRADUATION RATE 84%
POST SECONDARY DEGREE 56.9%



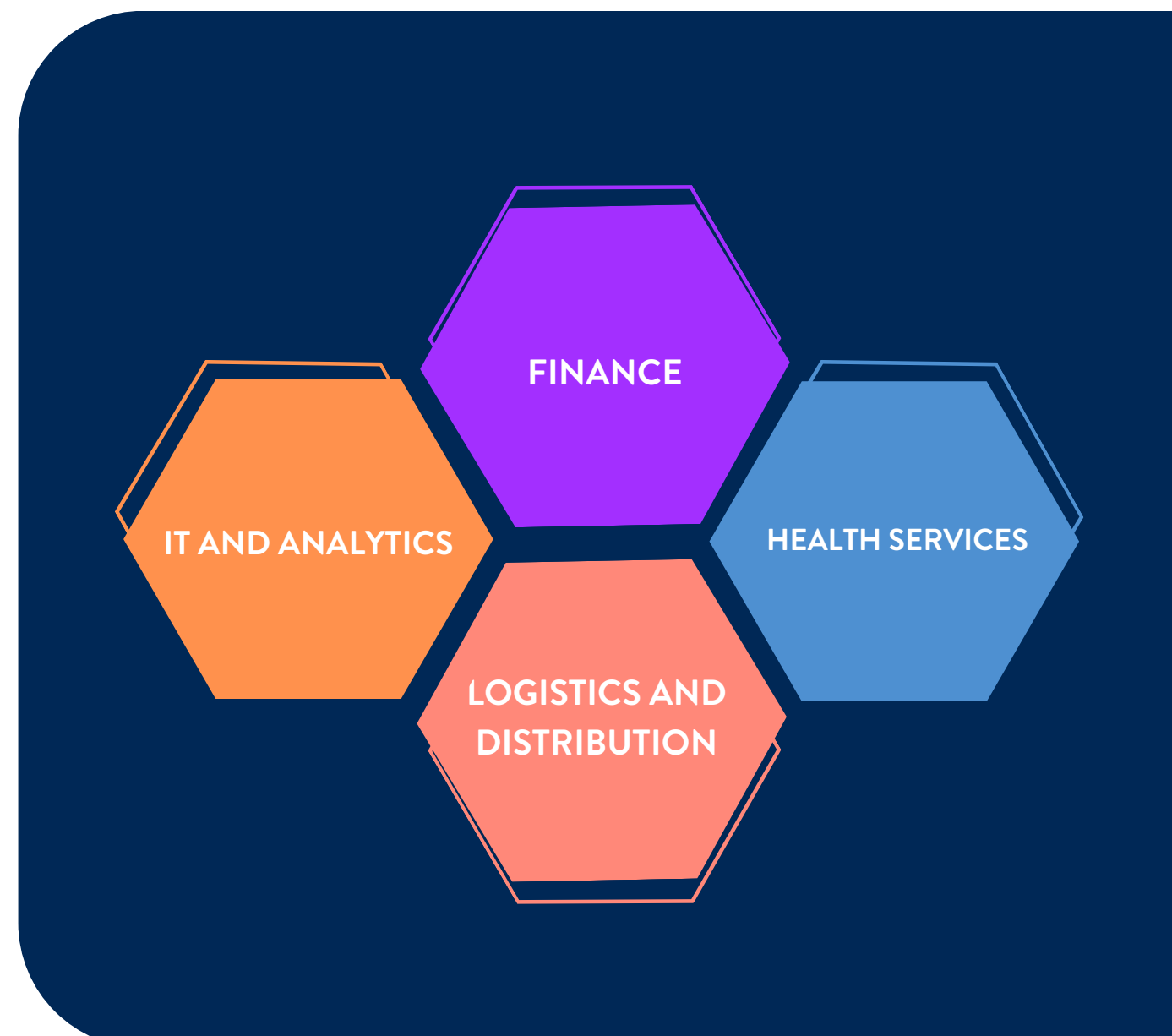
EDUCATIONAL INSTITUTIONS



MAJOR EMPLOYERS



INDUSTRY CLUSTERS

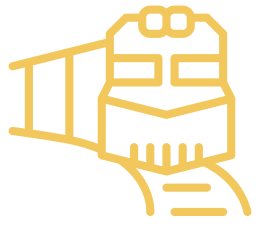


TRANSPORTATION/ ACCESS



AVERAGE RESIDENT COMMUTE TIME: 24.1 MINUTES

CLOSEST INTERSTATE HIGHWAY ACCESS: INTERSTATES 77, 24, 85 AND HIGHWAYS 90, 64 , 127



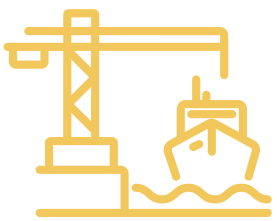
RAIL – CSX TRANSPORTATION, NORFOLK SOUTHERN , CAROLINIAN, CRESCENT



AIRPORT – CLT INTERNATIONAL AIRPORT –7TH BUSIEST AIRPORT IN THE WORLD



WITHIN A 2-DAY TRUCKING TIME OVER 70% OF THE US POPULATION IS ACCESSIBLE AND 35% IS ACCESSIBLE WITHIN 1-DAY OF TRUCKING



PORTS – 3 DEEP-WATER PORTS WITHIN 250 MILES, CHARLOTTE INLAND PORT AND 2 INTERMODAL FACILITIES (CSX AND NORFOLK SOUTHERN)



Matthew Dufore

Assistant Director of Economic Development
City of Charlotte

