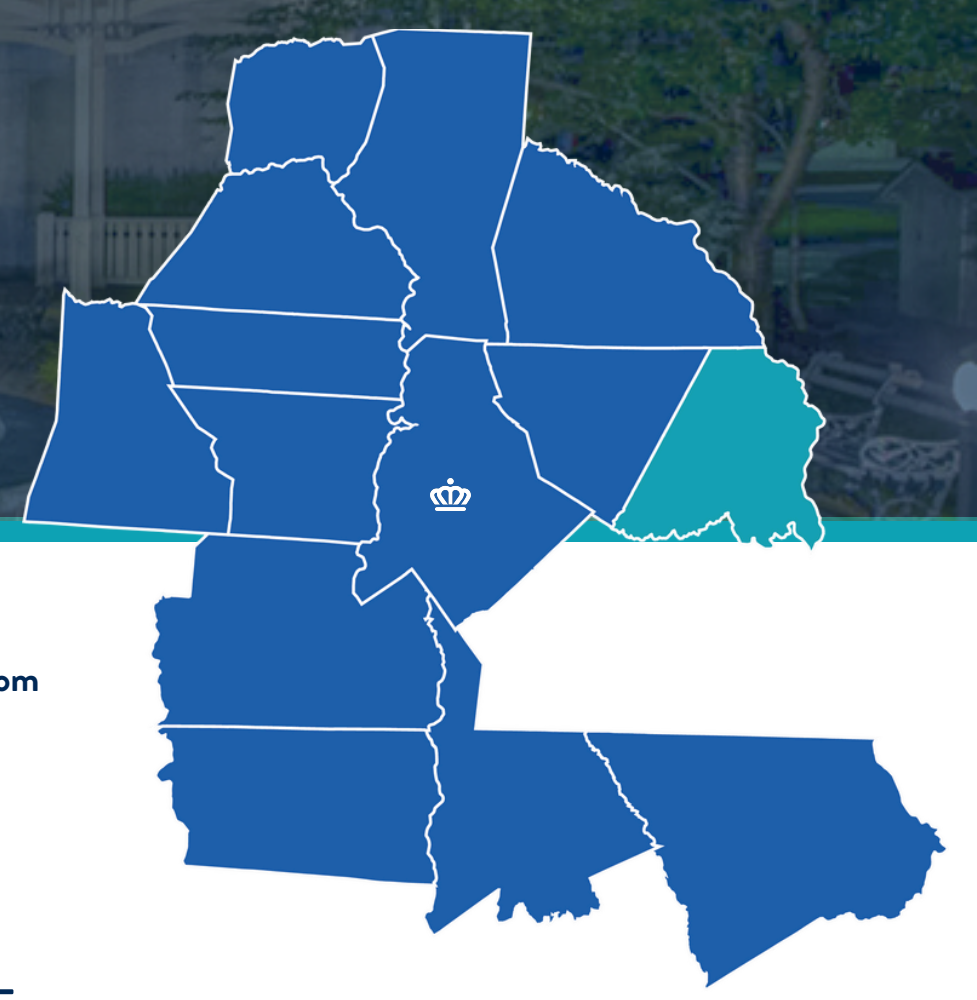


STANLY COUNTY

Cities/ Towns: Albemarle, Norwood, Oakboro, New London, Badin, Stanfield, Locust, Red Cross



From panoramic lakes, mountains and national forests to its bright business horizon, Stanly County has earned a reputation as a sought-after place to work, to live, to grow a company. We're 30 minutes from Uptown Charlotte, central to all points on the East Coast, yet miles away from urban sprawl and high business costs. Here you'll find close-knit communities, convenient highway access, and networking that extends from high-tech resources to a firm handshake. Welcome to the ideal place we call home.

POPULATION 64,578



EST POPULATION 69,215 (2030)

MEDIAN AGE 41.4

LABOR FORCE 32,344

REGIONAL LABOR FORCE 1,536,696
(CHARLOTTE REGION)

INCOME

MEDIAN HOUSEHOLD
INCOME

\$63,227



AVERAGE WAGE

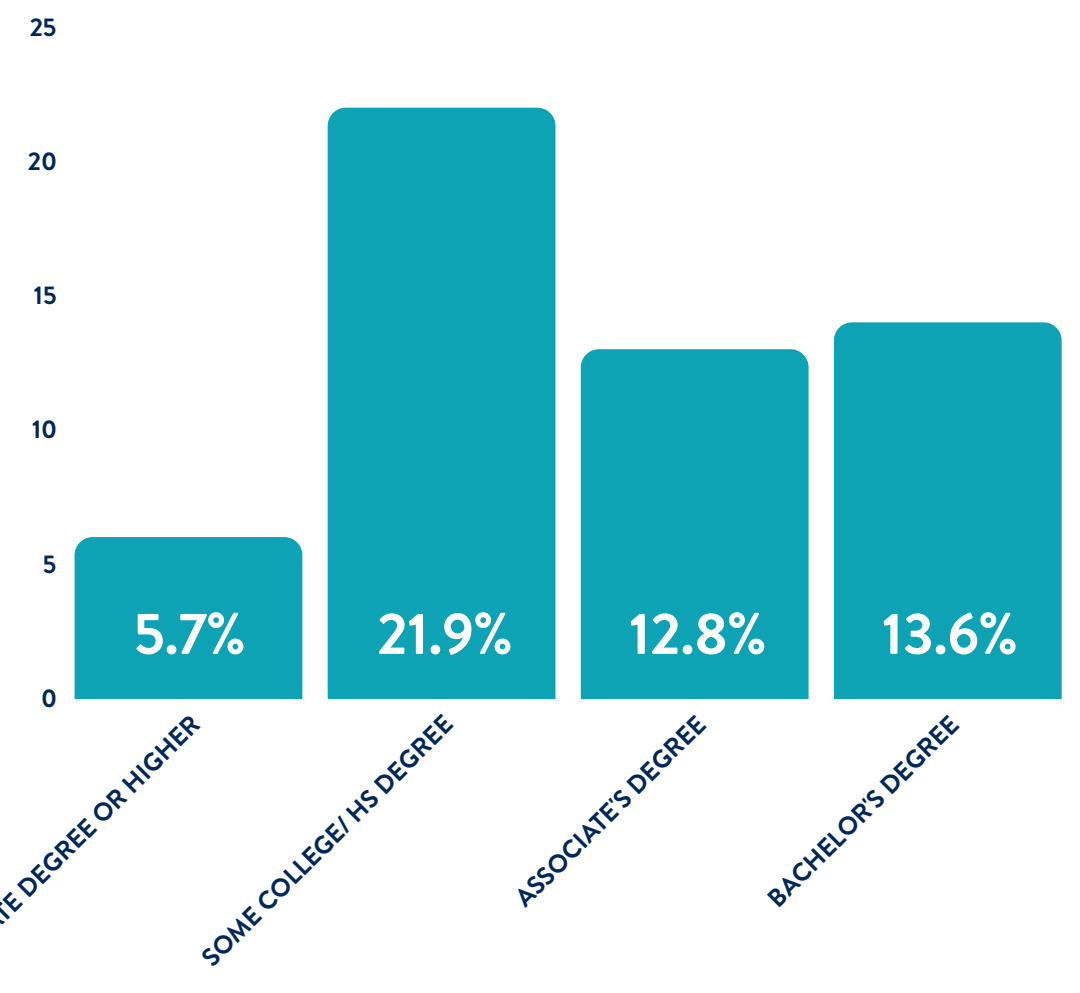
18.08/hr



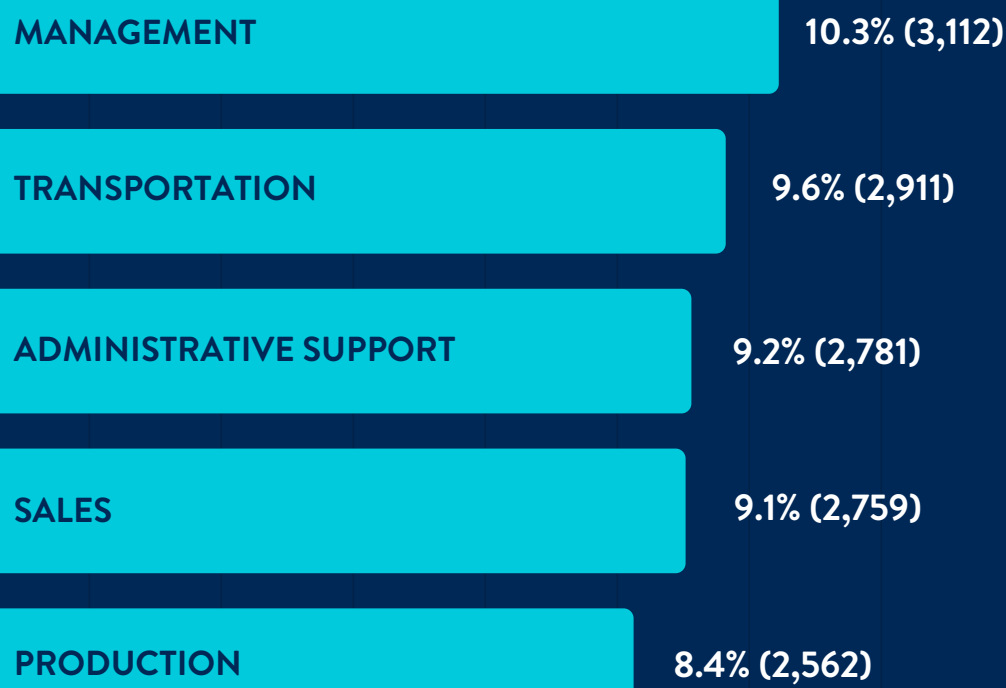
13.7% (6,279)

EDUCATION POPULATION AGE 25+

HIGH SCHOOL GRADUATION RATE **91.3 %**
POST SECONDARY DEGREE **54%**



TOP 5 LARGEST SECTORS BY EMPLOYMENT PERCENTAGES



EDUCATIONAL INSTITUTIONS



MAJOR EMPLOYERS



INDUSTRY CLUSTERS

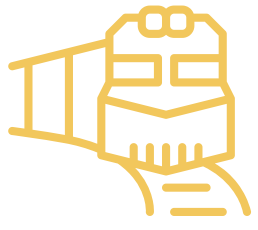


TRANSPORTATION/ ACCESS



AVERAGE RESIDENT COMMUTE TIME: 28.2 MINUTES

CLOSEST INTERSTATE HIGHWAY ACCESS: INTERSTATES 77, 24, 485 AND HIGHWAYS 24-27, 52, 740

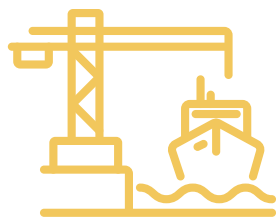


RAIL – NORFOLK, ACWR (SHORTLINE), FN (SHORTLINE), WINSTON-SALEM SOUTHBOUND RAILWAY



AIRPORT – 40-50 MINUTES TO CLT INTERNATIONAL AIRPORT –7TH BUSIEST AIRPORT IN THE WORLD

LOCAL AIRPORT: STANLY COUNTY AIRPORT (VUJ)



PORTS – 3 DEEP-WATER PORTS WITHIN 250 MILES, CHARLOTTE INLAND PORT AND 2 INTERMODAL FACILITIES (CSX AND NORFOLK SOUTHERN)



WITHIN A 2-DAY TRUCKING TIME OVER 70% OF THE US POPULATION IS ACCESSIBLE AND 35% IS ACCESSIBLE WITHIN 1-DAY OF TRUCKING



Elizabeth Underwood

EDAC Stanly County

