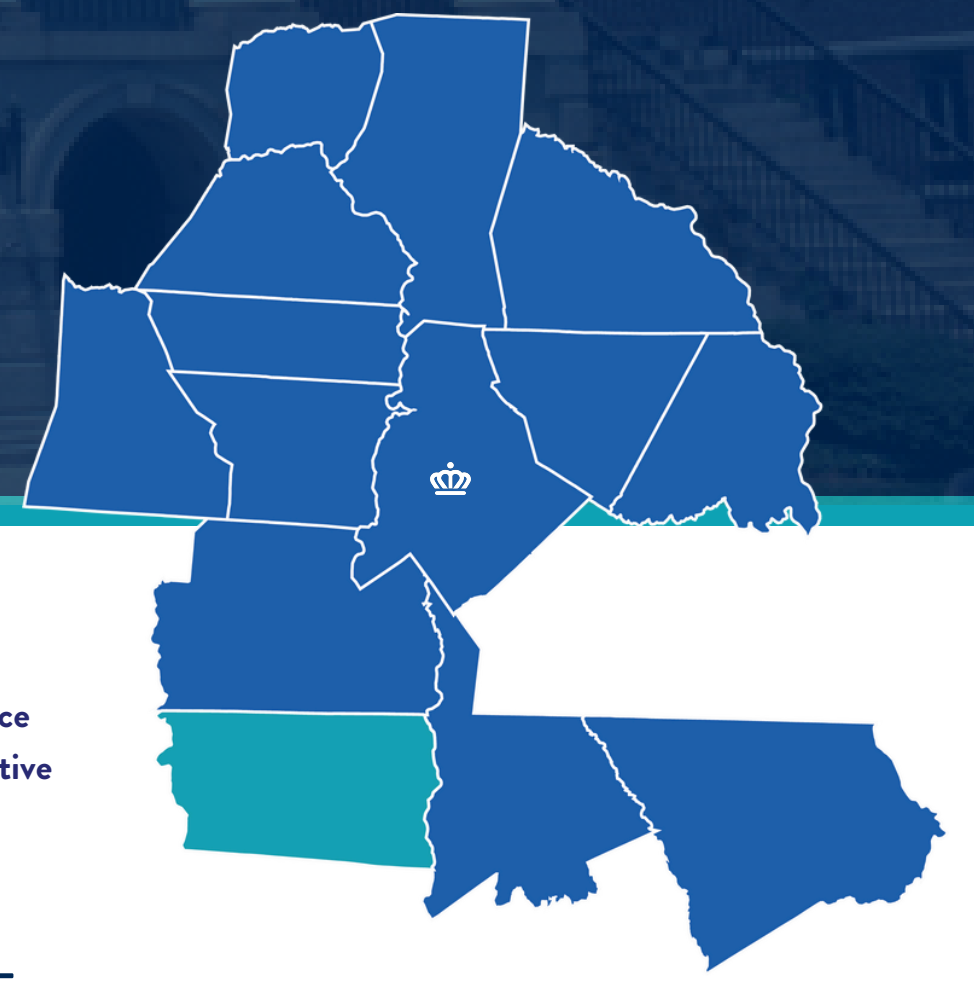


# CHESTER COUNTY

Cities/ Towns: Chester, Richburg, Great Falls, Fort Lawn, Lowrys, Lando



Chester County is located just 30 miles south of Charlotte. Spanning across 581 square miles, Chester is situated between the Catawba and Broad rivers on I-77 strategically located between Charlotte and Columbia. Chester has established itself as one of the Charlotte Region's industrial powerhouses with more than 45% of the private-sector employment coming from manufacturing. This is bolstered by dual-rail service via the L&C Railroad and having one of few natural gas authorities in South Carolina designed to handle heavy gas loads at extremely competitive rates. Chester is an attractive location to live and work with more than 3,300 homes approved or under construction. The outdoor lifestyle is abundant with whitewater, lakes, parks, trails, golf, sporting clays, skydiving, farms, and much more.

## POPULATION 32,226



**EST POPULATION 32,230 (2030)**  
**MEDIAN AGE 41.8**  
**LABOR FORCE 79,447**  
**REGIONAL LABOR FORCE 1,536,696**  
 (CHARLOTTE REGION)

## INCOME

**MEDIAN HOUSEHOLD INCOME**

**\$54,896**

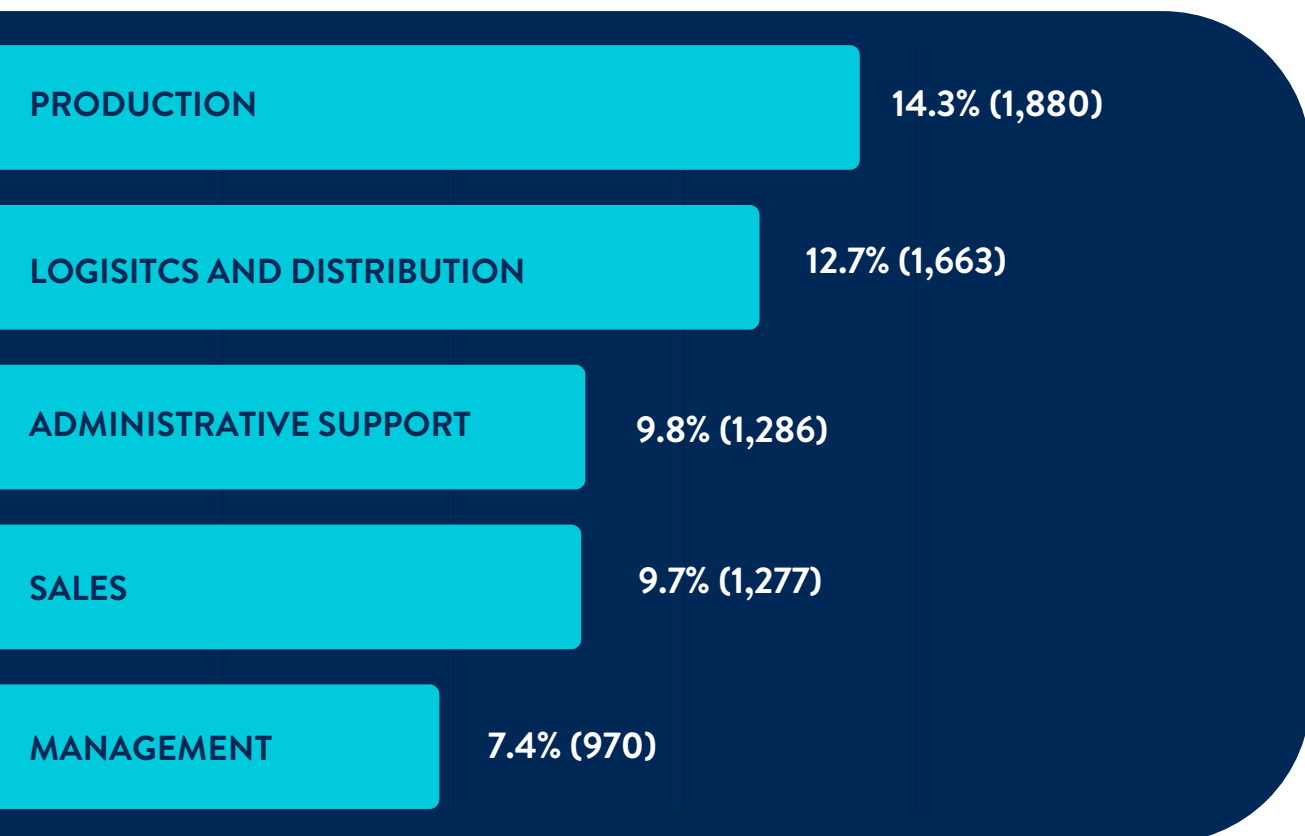


**AVERAGE WAGE**

**20.70/hr**

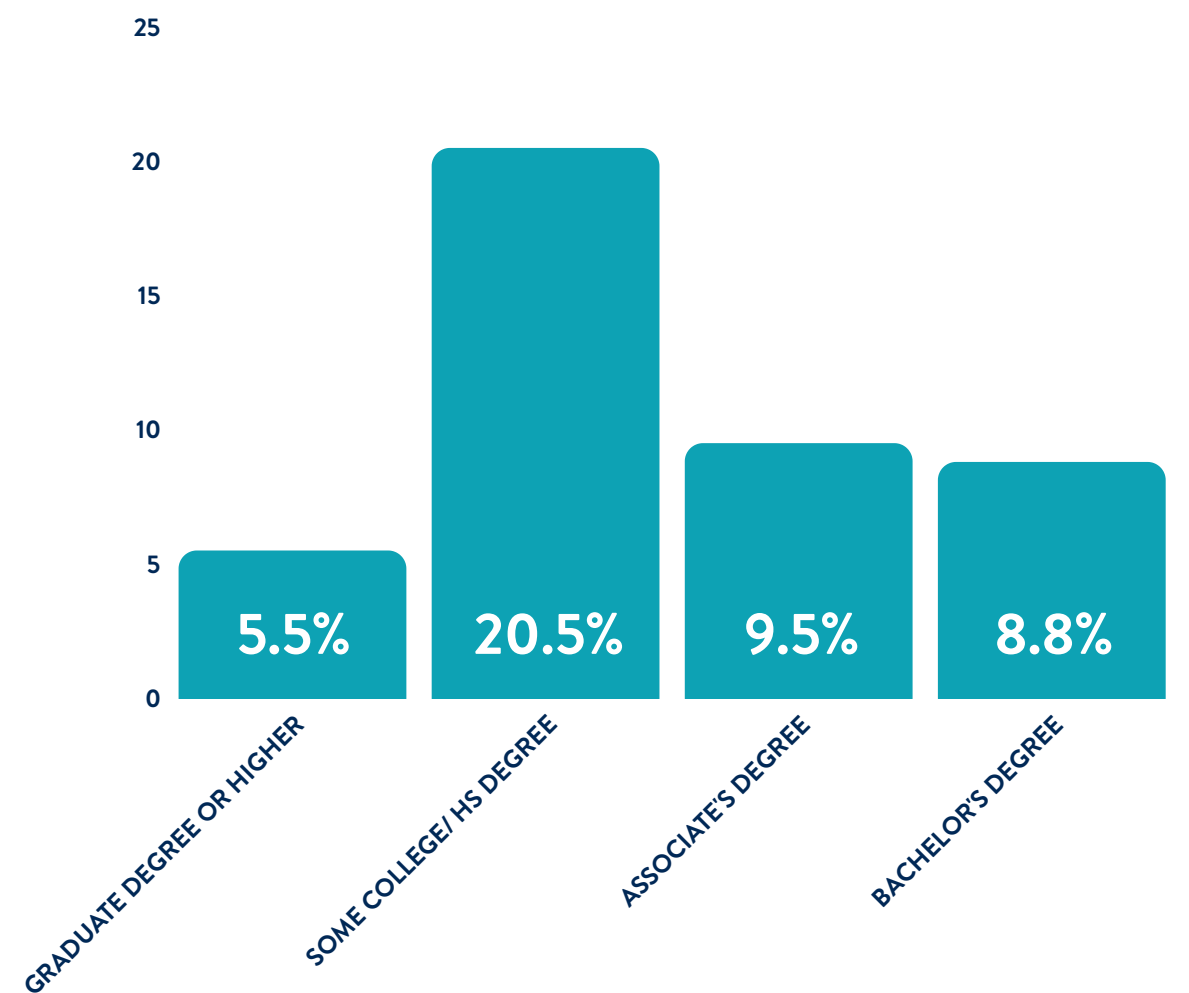


## TOP 5 LARGEST SECTORS BY EMPLOYMENT PERCENTAGES



## EDUCATION POPULATION AGE 25+

HIGH SCHOOL GRADUATION RATE **85.2%**  
 POST SECONDARY DEGREE **44.3%**



## MAJOR EMPLOYERS



**Boise Cascade**

**Carolina Poly**



**E&J Gallo Winery**



## INDUSTRY CLUSTERS

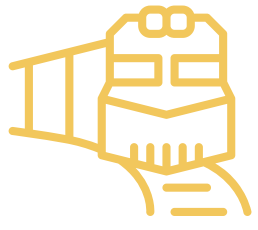


# TRANSPORTATION/ ACCESS



**AVERAGE RESIDENT COMMUTE TIME: 30.7 MINUTES**

**CLOSEST INTERSTATE HIGHWAY ACCESS: INTERSTATES 77, 24, 85 AND HIGHWAYS 90, 64 , 127**



**RAIL – CSX TRANSPORTATION, NORFOLK SOUTHERN , LANCASTER AND CHESTER RAILROAD (L&C)**

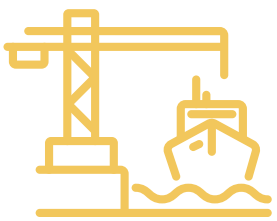


**AIRPORT – 45-55 MINUTES TO CLT INTERNATIONAL AIRPORT –7TH BUSIEST AIRPORT IN THE WORLD**

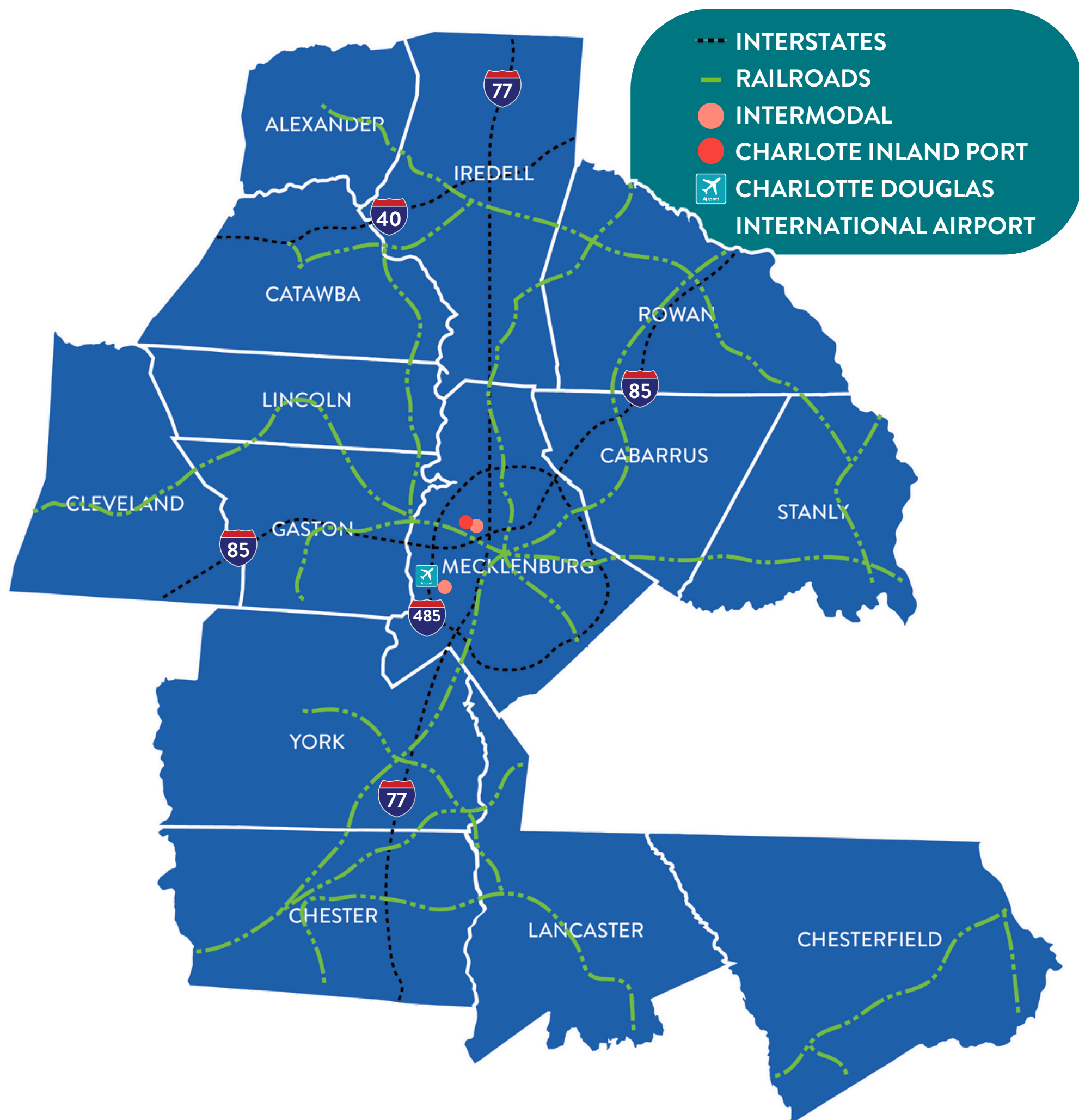
**LOCAL AIRPORT: CHESTER CATAWBA REGIONAL AIRPORT (DCM)**



**WITHIN A 2-DAY TRUCKING TIME OVER 70% OF THE US POPULATION IS ACCESSIBLE AND 35% IS ACCESSIBLE WITHIN 1-DAY OF TRUCKING**



**PORTS – 3 DEEP-WATER PORTS WITHIN 250 MILES, CHARLOTTE INLAND PORT AND 2 INTERMODAL FACILITIES (CSX AND NORFOLK SOUTHERN)**



**Robert Long**

EDAC Chester County

